

Vertical Gardening

Presented by Mick Manfield
sfgmick@gmail.com

Please turn off your phones or put them
to vibrate

Vertical Gardening

- What is vertical gardening?
- How do plants climb?
- Vertical Supports
- Annual Climbers
- Perennial Climbers
- Espalier
- Other Vertical Gardening methods
- Some tips
- Questions

What is Vertical Gardening

A vertical garden is a garden that grows upward (vertically) using a trellis or other support system, rather than on the ground (horizontally).

Anything grown on a trellis or even a fence is technically part of a vertical garden. This technique can be used to create living screens between different areas, providing privacy for your yard or home.

More recently, vertical gardens can also be used to grow flowers and even vegetables.

How do plants climb?

- Twining Stems
- Tendrils
- Adhesive Aerial Roots/Suckers

How do plants climb?

Twining Stems

A climbing stem encircles its host either clockwise or counter-clockwise.

Runner beans climb clockwise, pole beans climb counter-clockwise



How do plants climb?

Tendrils

Tendrils are slender whip-like organs and are derived from stems, stipules and leaves.



How do plants climb?

Adhesive Aerial Roots/Suckers.

These are small root-like structures that grow out from the sides of the stems to support themselves. These root-like structures attach best to rough textured surfaces such as masonry, very rough textured wood and bark.



Vertical Support Methods

Bamboo Poles/Wigwams



Vertical Support Methods

Wooden Trellis



Vertical Support Methods

String Netting



Vertical Support Methods

Towers



Annual Climbers

Flowers

- Sweet Peas
- Moon Flower
- Morning Glory
- Nasturtium
- Cobaea (Cathedral Bells)
- Spanish Flag Fire Cracker
- Rhodocitron Purple Bells
- Thunbergia (Black Eyed Susan)
- Cyprus Vine
- Passion Flower


Edibles

- Peas
- Pole Beans
- Squash and Pumpkins
- Cucumbers
- Melons
- Indeterminate Vine
Tomatoes (Need to tie in with cloth, velcro or plant ties)

Annual Flower Climbers



Annual Edible Climbers



Perennial Climbers

Flowers

- Honeysuckle
- Wisteria
- Engelman Ivy
- Clematis
- Virginia Creeper
- Roses

Edibles

- Arctic Kiwi
- Grapes
- Chester Blackberry
- Hops

Perennial Flower Climbers



New Zone 3 Perennial Climbing Roses

Above and Beyond
Climbing Rose



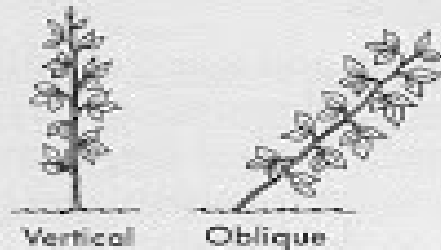
Felix Leclerc Climbing Rose



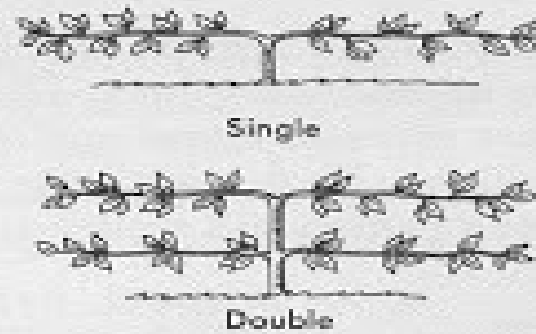
Espalier

ESPALIER PATTERNS

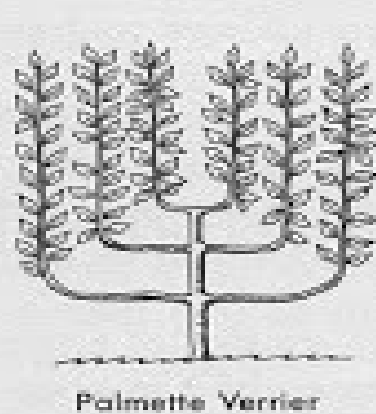
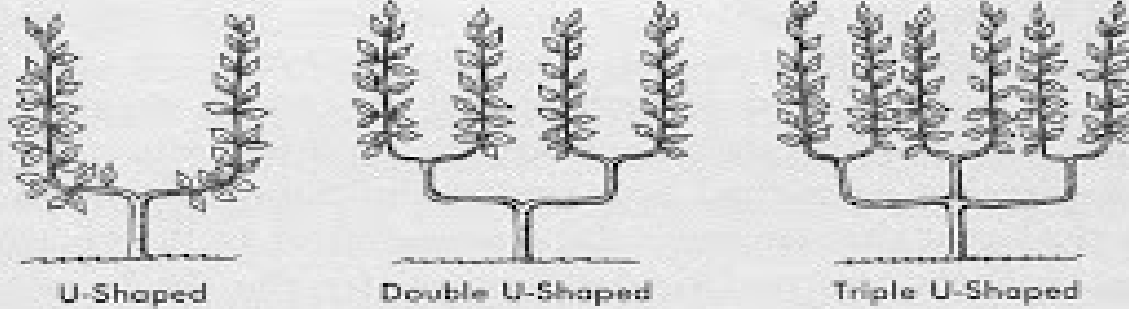
SINGLE CORDONS



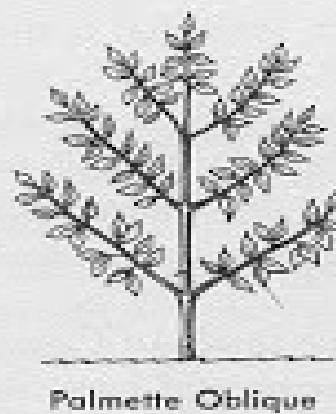
HORIZONTAL CORDONS



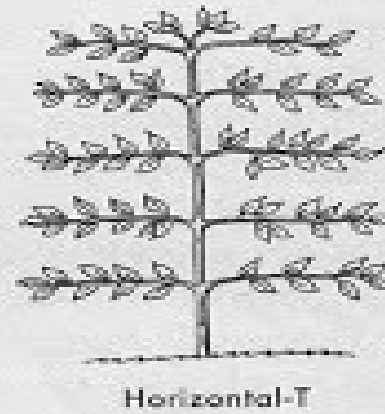
VERTICAL CORDONS



Palmette Verrier



Palmette Oblique



Horizontal-T

Espalier



Espalier



3 Dimensional Espalier



Other Vertical Gardening Methods



Other Vertical Gardening Methods



Other Vertical Gardening Methods



Aquaponic Systems



Hydroponic Systems



Tips

Supporting Edibles




Tips

Gardeners Velcro



Tips

Ways to Support Growing Fruit



Tips

Storing Bamboo Poles



Tips

Pumpkins, Melons and Squash that are grown vertically will need to be fertilised regularly.

Use Organic Soluble Fertilizer's like “Evolve” or “Sea Magic” kelp.

Preparing the soluble fertilizer

- Pour concentrate into the measuring bottle to make 4 litres of fertilizer solution.
- Add a small amount of water to mix the concentrate. (1st mix)
- Add the concentrate solution to the 4 litres of water. (2nd mix)
- Pour the mixed solution into your watering can. (3rd mix)

Tips

When purchasing perennial climbing plants ensure that they are rated for a Zone 3 climate.

Some varieties of perennials require pruning, some do not. If you want a low maintenance garden then choose the varieties that do not need pruning.

2025 Orchid Show Mar 21 – Mar 23

A vibrant poster for the Manitoba Orchid Society's Annual Spring Show and Sale. The background is a collage of various orchid species in shades of purple, pink, yellow, and red. In the lower-left corner, there is a portrait of an elderly woman with white hair, looking upwards, surrounded by yellow orchids. The text is arranged in a clear, hierarchical manner, with the event title and dates at the top, followed by the venue name and address, and then the show's theme and details. The overall aesthetic is bright and floral.

The One and Only.....

Manitoba Orchid Society

Annual Spring Show and Sale

March 21 - March 23, 2025
Fri. March 21 12:00 - 4:30
Sat. March 22 9:00 - 4:30
Sun. March 23 9:00 - 4:30

Breezy Bend
COUNTRY CLUB

7620 Roblin Blvd.
Headingley, MB

Orchid Dreams

Daily Orchid Talks
featuring growing tips and trivia
11:00 am & 2:00 pm
Free with admission

Admission \$10
children under 14 free

- Beautiful juried artistic displays of tropical orchids & crafts
- Experienced orchid growers on hand to answer questions
- Rare and unusual orchid species and hybrids
- Orchids, growing supplies, and companion plants for sale
- Orchid vendors from across Canada
- Beautiful venue with easy access and free parking
- Refreshments available on site at the Breezy Bend Café.

For Further Information




Facebook Group: Manitoba Orchid Society

Website: manitobaorchidsociety.ca

Email: President@manitobaorchidsociety.ca

Square Foot Gardening Presentation

Wed March 26th

 <p>WOLSELEY COMMUNITY GARDENS</p>	<h3>10 BASICS OF SQUARE FOOT GARDENING</h3> <p>WITH MICK MANFIELD</p>	
		
<p>R. A. STEEN COMMUNITY CENTRE FIRESIDE ROOM</p>	<p>WEDNESDAY, MARCH 26, 2025 7:00PM</p>	
<p>The 10 Basics of Square Foot Gardening will cover the 10 core elements of square foot gardening, show some examples of square foot gardening layouts and include some tips learnt from Mick’s gardening career. Square foot gardening allows you to grow more using less water, space and effort.</p> <p>Mick is an enthusiastic gardener who has completed the Master Gardener, Master Composter and Square Foot Gardening instructor courses. He is passionate about passing on this gardening knowledge to others. Prior to COVID, Mick was involved in organizing the Annual Gardening Saturday and Seedy Saturday events in Winnipeg. Mick has presented to gardening clubs, schools, businesses and at the Winnipeg and Grand Forks Gardening Saturday Events.</p>		
 <p>Event link (no registration required): https://shorturl.at/h4q6a</p>	<p>For updates: Instagram (@wolseleycommunitygardens) Facebook (@wolseleycommunitygardens) wracommunitygardens@gmail.com</p>	 <p>WOLSELEY COMMUNITY GARDENS</p>
<p><i>This event is supported by: "Building Sustainable Communities Grant"</i></p>		