



HARNESS THE MAGIC OF SUMMER Getting Winter Ready

PRESENTED BY IGOR KAFTAN
MASTER GARDENER
September 9, 2025

WAYS TO HARNESS.

COLLECTING SEEDS

PROTECTING PLANTS IN THE GROUND (in situ)

BRINGING THE WHOLE PLANT IN

STORING BULBS, CORMS, RHIZOMES

TAKING CUTTINGS



Lavatera
Silver cup

COLLECTING AND STORING SEEDS

STEPS TO STORING

Clean seeds from the pulp or husks.

Dry seeds. The best temperature to dry seeds is in between +16-25C. Dry them for a week.

Label seeds.

Store them in an airtight glass or plastic container. Paper bags will work too.

Store in a dry and cool place like a cupboard or attic. The door side shelves of your refrigerator will work too.

Some seeds require darkness for storage.

Check on the stored seeds when you remember.



[This Photo](#) by Unknown Author is licensed under [CC BY-SA-NC](#)

mrbrownthumb

PLANT OVERWINTERING? GET PREPARED



Credit: southernliving.com

Make sure that drop of the temperature in September will not catch you off guard. Some topicals must be taken inside when overnight temperature drops below +8C.

Make sure you have enough room in the house for all plants you are planning to overwinter.

Prepare potting soil and wash pots to make them ready for repotting plants from flower beds.

When the temperature drops to +5C overnight, all plants you decided to safe, must go inside.

While in the house keep your plants away from drafty windows, air conditioners and heat-blowing vents.



Mexican SHRIMP PLANT
Justicia brandegeana

WHAT IS A TENDER PERENNIAL?

Technically speaking any plant from Zone 4 and up I would consider a tender perennial in Manitoba.

Type of soil, waterbed, prevailing winds, snow cover can be the risk factors for the survival.

Mulching, protecting root system with soil, leaves etc. can lower a risk of plant mortality

A late frost in May can kill your tender perennials that successfully overwintered otherwise

TENDER PERENNIALS

STRATEGIES ON OVERWINTERING;

OVERWINTERING IN SITU (IN THE GROUND)

OVERWINTERING BY VERNALIZATION

OVERWINTERING BULBOUS PERENNIALS

OVERWINTERING TROPICALS

TAKING CUTTINGS

OVERWINTERING HERBS



OVERWINTERING IN THE GROUND

A FEW ADVISES:

CLEAR AREA AROUND THE PERENNIAL YOU WOULD LIKE TO OVERWINTER.

WATER THROUGHOUT THE AREA.

MULCH WITH WOOD CHIPS OR COPIOUS AMOUNT OF TWIGGS.

WHEN THE TEMP. DROPS BELOW +5C AT DAY TIME, COVER THE AREA WITH 4-6" OF DRY LEAVES.

SPREAD THE LEAVES IN CIRCUMFERENCE OF ONE FOOT AROUND THE PLANT.



HYDRANGEA



Hydranges arborescens
ANNABELLE

Soak the soil around Hydrangea shrub in the late fall.

Prune down all stems leaving 4-5'' stabs.

If you are not sure what kind of Hydrangea you have planted, avoid pruning at this time.

Spread copious amount of mulch around your plant. You can use dried leaves, wood chips, pine straw or peat moss.

Protecting Mophead Hydrangea (H. macrophylla) requires building a wire cage around the shrub up.


HARDY HIBISCUS

This set of plants primarily includes the species native to North America (such as *Hibiscus moscheutos* and *Hibiscus laevis*), and hybrids of those species. These plants are true perennials. They have the large flowers of 5-10" and die back to the ground each year.

National Garden Bureau declared 2021
A year of Hardy Hibiscus





To this day there are approximately
150 hybrids of hardy Hibiscus



BLUE LOBELIA/ RED LOBELIA



BEARDTONGUE PENSTEMON



JAPANESE ANEMONE

Eriocapitella x hybrida



Native to China, Japan, or Korea.

Hardiness Zone 4.

Prefers neutral or slightly alkaline soil with a good drainage.

Does not tolerate drought. Resilient to deer and rabbits.

Blooms in late summer/early fall. Blooms last to up to 30 days.

Requires mulching of rhizomes to overwinter.


VERNALIZATION

ARTICHOKE *Cynara scolymus*
Zone 6

- Vernalization is the induction of a plant's flowering process by exposure to the prolonged cold of winter, or by an artificial equivalent. After vernalization, plant has acquired the ability to flower,
- Any plant requires approximately 200 hours of vernalization.

WIKIPEDIA

Japanese Forest Grass



PENSTEMON hartwegii "ARABESQUE" SERIES





Credit: Rotary Botanical Gardens
Zone 6



CARDOON
TASTY THISTLE
Cynara cardunculus

IS IT WORTH TO VERNALIZE?

ADVENTAGES

- KEEPING FAVORITES
- MONEY SAVING
- SATISFACTION
- ASSERTIVNESS
- ADVENTURE

DISADVENTAGES

- INCOMPLETED TASKS
- MAMA'S SYNDROME
- TIME CONSUMING

Overwintering bulbs, tubers and corms

How to cure your bulbs before storing them:

Dry bulbs in a shade for a month.

Brush off any excess soil remaining on the bulb

The storage method depends on the type of bulb you have: .

Ensure that the bulbs are completely dry before putting away for storage to prevent fungal problems.

Pack tubers and rhizomes in a paper bag or cardboard box with peat, vermiculite, wood shavings or shredded paper.

Store corms loose in baskets or mesh bags much like you would store garlic.

Store all bulbs in cool, dark location in your home between 0°C +10°C.

Check bulbs occasionally for rot or other problems and discard any of infected.



GLADIOLUS



DAHLIA



PERUVIAN DAFFODIL

Hymenocallis narcissiflora



WOO DOO LILY



Amorphphalus konjac

Woodoo lily likes semi-shade or shade. The flower shows up first. Plant Woodoo lily in a ground after all risks of frost.

SWEET FOUR O'CLOCK

Mirabilis longiflora



M. longiflora is a species of flowering plant native to the Southwest of the USA and northern Mexico.

The flowers open in the late afternoon and bloom through the night, hence the name.

I call this plant six o'clock because flowers are open at that time.

Mature plants grow reasonable size tubers which are easy to overwinter.

M. longiflora can be reproduced by seeds as well.

Oxalis tetraphylla IRON CROSS



Plant Oxalis Iron Cross in the ground or a pot when the overnight temperature stays at +10C. The pretty flowers show up first with leaves to follow.

AMARYLLIS

Late July/early August: Stop watering and fertilizing. Move the potted bulbs to a cool, dry location away from bright light. A basement or garage, where temperatures stay about 12-15 C, is ideal. As the plant goes dormant, the leaves will wither and die. Remove the dead leaves, snipping them off from the bulb. Let the bulb rest for about 8 to 10 weeks.

National Garden Bureau



TRUE TENDERS

SEDGE “RED RUSTER”

Carex buchananii

Native to New Zealand.
Prefers wet areas on the
banks of marshes, lakes
or rivers.

Zone 6



Sedge RED RUSTER



MILLION BELLS *Calibrachoa x hybrida*

Million bells is a tender perennial in the Solanaceae (nightshade) family that is usually grown as an annual in Manitoba. The genus is native to South America.

Propagates by cuttings taken in August/September and rooted in vermiculite.

OVERWINTERING GERANIUM BAREROOT




<https://www.thespruce.com/overwintering-geraniums-1403592>

COLOCASIA *esculenta* "COFFEE CUP"



CURCUMA hybrids SIAM TULIP



PHALAENOPSIS

hybrids

MOTH ORCHID

How to make
Phalaenopsis to bloom
again?

In order to bloom again
Phalaenopsis and
other orchids require a
dry, cold rest for at
least two weeks.



HIBISCUS and the WHITE FLIES



Photo credit D. Kuharski/ K. Kuharska

White flies like aphids produce a sticky substance known as **honeydew**. **Mixture of the dish soap and water sprayed beneath the leaves will help to keep them at the bay.**



Catch a few ladybugs and bring them in as a natural pest control.

PASSION FLOWER

Passiflora rasemosa



Passiflora alata



This vine blooms on a new growth. Trimming is required to keep it to the space available.


MANDEVILLA or DIPLADENIA

OVERWINTER AS CUTTING

TAKE CUTTING FROM HEALTHY PLANT ABOUT 5-6" LONG.

ROOT THEM IN VERMICULITE OR LIGHT POTTING MIX.

MANDEVILLA IS A VINE FROM CENTRAL OR SOUTH AMERICA.



DIPLADENIA IS FROM THE SAME GENUS AS MANDEVILLA BUT GROWS LIKE A TWO- OR THREE- FEET TALL BUSH. DIPLADENIA CAN WITHSTAND TEMPERATURE OF +5C.

YOU CAN ALSO STORE DIPLADENIA IN A DARK, DRY SPOT OCASIONALLY WATERING PLANT TO PREVENT TOTAL OVERDRYING.



HARDY FUCHSIA



Fuchsia magellanica
Zone 6




Fuchsia triphylla

GARTENMEISTER BONSTEDT

COLEUS

Plectranthus scutellarioides



TAKING CUTTINGS



BRUGMANSIA SPP. ANGEL'S TRUMPET

OVERWINTERING BRUGMANSIA IS EASY

IN MANITOBA THIS IS CONVINIENT TO GROW BRUGMANSIA IN A POT.

KEEP PLANT OUTDOOR UNTIL THE FIRS FROST FOR A PLANT TO LOSE LEAVES AND GET INTO HIBERNATION STAGE.

STORE THE PLANT IN A DARK AREA.

DRY BASEMENT, STORAGE ROOM, GARAGE, SHED OR COLD GREENHOUSE WOULD WORK.

LESS LIGHT AND TEMPERATURES OF +5-10C WILL PROMOTE DORMANCY.

WATER BRUGMANSIA SPARINGLY ABOUT ONCE A MONTH TO KEEP IT FROM DRYING OUT



Brugmansia hybrid
Zone 7

ENGLISH LAVANDER *Lavandula angustifolia*

Bleu Lavande farm in Quebec



English lavender, prefers alkaline soil and is known as the hardiest of the *Lavandula* species. *L. angustifolia* includes varieties such as Hidcote and Munstead.

The best way to grow lavender in Manitoba is in pots. Trim 1/3 of plant in August September. Keep it in dry, coolish spot to overwinter.

[Lavender fields forever – Winnipeg Free Press](#)

An article written by Colen Zacharias on Aug. 20/2016

ROSEMARY

Salvia rosmarinus

- *Salvia rosmarinus* commonly known as **rosemary**, is a shrub with fragrant, evergreen and needle-like leaves and purple or sometimes white, pink, or blue flowers. It is a member of the mint family, Native to Mediterranean region and still grows wild in Portugal, Spain and northern Africa. There are more than 25 known cultivars of Rosemary. Some cultivars can withstand the temperature of -20C for a short period of time.



Pesky critters



Overwinter of 2024/2025 I got a bad infestation of mealy bugs in my house. I tried a neem oil and seems like it helped at the beginning but the pesky critters were returning back. Finally, when I brought my plants out, to my horror, I realised, that sly critters were hiding beneath the rim of pots and reinfesting my plants.



**Always inspect plants for any insects
before bringing them home!**

THANK YOU FOR YOUR ATTENTION

theleafletgm@gmail.com